



# ClinCheck Pro with 3-D Controls.

More precise control to help you achieve  
your treatment goals.

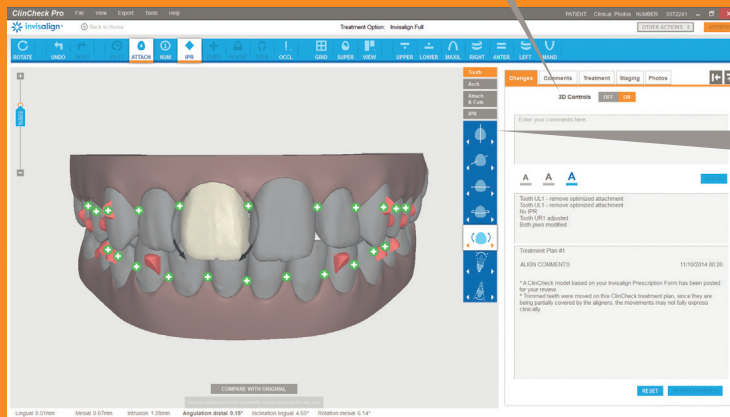
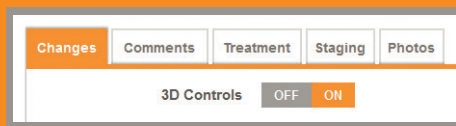


# New ClinCheck Pro with 3-D Controls.

Precise design of final tooth position in your ClinCheck® treatment plan is essential to help you deliver the treatment results you expect.

New ClinCheck Pro with 3-D Controls provides more precise control over the final tooth position to help you achieve your treatment goals.









- 3-D Controls enable you to experience more precise control by making adjustments directly on the 3-D model and visualising the effects on the whole dentition in real time.
- When the 3-D Controls are activated you can revise treatment plans by making 3-D adjustments, providing text comments, or combining both for maximum flexibility. **If you choose not to activate the 3-D Controls you can still provide text comments to your technicians.**







# The **toolbar**.

The 3-D Controls toolbar includes four tools to make adjustments directly on the 3-D model.




## Tooth adjustments.

	Make adjustments to the final position of individual teeth.
	Extrusion/intrusion.
	Translation (buccal/lingual).
	Translation (mesial/distal).
	Rotation.
	Crown angulation (mesial/distal).
	Root torque (buccal/lingual).
	Crown tip (buccal/lingual).





## Attachments and Precision Cuts.

	Drag and drop conventional attachments and Precision Cuts on the 3-D model.
	Conventional attachments.
	Precision Cuts.
	

## Posterior arch expansion and contraction.

	Posterior expansion or contraction for upper and/or lower arches.
	Expansion.
	Contraction.

## IPR and Space management.

	Manage interproximal reduction and spacing for specific contacts.
	<b>Auto adjust.</b>
	<b>Keep current.</b>
	<b>No IPR.</b>

Changes made on the 3-D model with 3-D Controls can be undone or reset at any time before submission.

Once you are happy with your changes and submit them to Align, the ClinCheck® treatment plan will be updated to reflect your instructions and will be available on your IDS account within 48-72hrs.

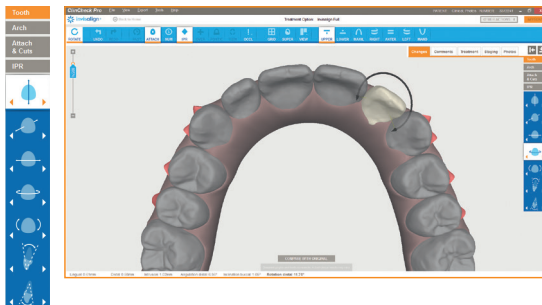
# ClinCheck Pro with 3-D Controls

allow you to make adjustments directly on the 3-D model.

## Tooth adjustments.

This 3-D tool allows you to position a tooth more precisely:

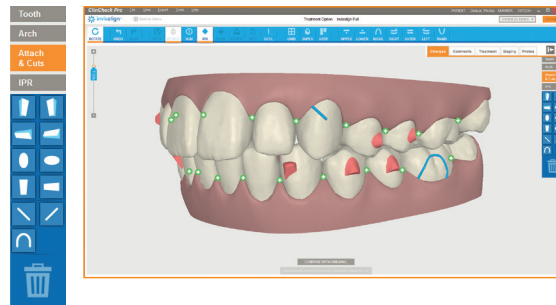
- You can make tooth adjustments directly on the 3-D model: extrusion/intrusion, translation, rotation, crown angulation, root torque and crown tip.
- As you adjust one tooth all other teeth in the same arch will automatically adjust in response.
- You can lock and keep a particular tooth at a desired position, and designate a tooth as unmovable for the duration of a treatment (e.g. crowns, implants).



## Attachments and Precision Cuts.

With the 3-D Controls for attachments and Precision Cuts you will be able to:

- Add conventional attachments and Precision Cuts by simply dragging and dropping to the tooth of choice. And easily remove attachments and Precision Cuts by dragging them to the trash can.
- Adjust the placement and rotate conventional attachments, and change the size, prominence and degree of beveling of rectangular attachments.
- Fine-tune the mesiodistal position of Button Cutouts.



## Posterior arch expansion and contraction.

The Arch 3-D tool allows you to expand or contract posterior arches:

You can choose to expand or contract:

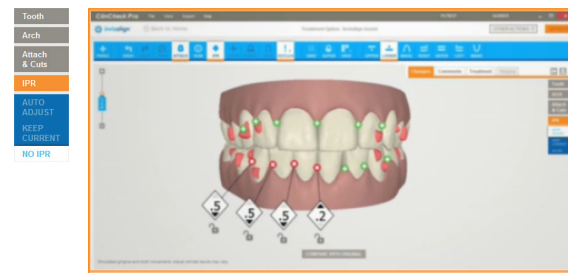
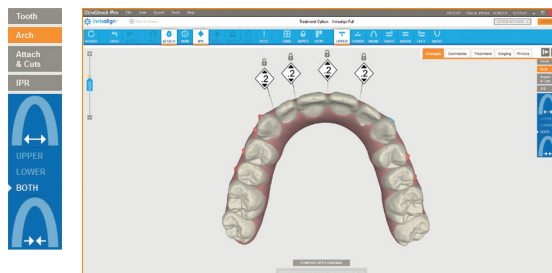
- Upper arch only.
- Lower arch only.
- Both arches.

As for the rest of the 3-D Controls, when you make an arch modification on the 3-D model, all other teeth in the adjusted arch will automatically adjust in response, and comments will be automatically generated in the Comments tab.

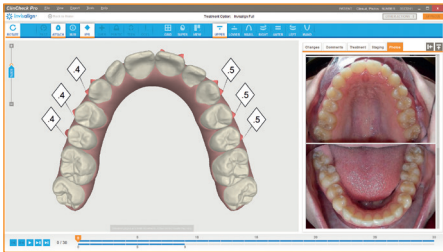
## IPR and space management.

With the IPR and spacing 3-D Controls you can choose to:

- Select the Auto adjust option: IPR and space automatically adjusts as you make adjustments on the 3-D model.
- Select the Keep current option: to preserve the current IPR configuration.
- Select the No IPR option: all existing IPR will be removed, and no IPR will be added.
- Manually adjust IPR and space on the 3-D model (add, remove or lock for specific teeth).

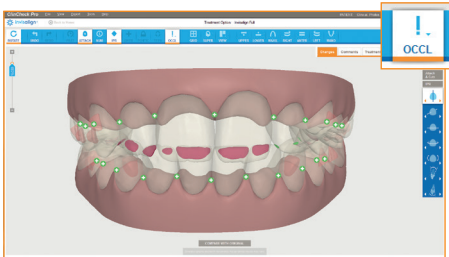


# ClinCheck Pro with 3-D Controls also includes additional **new** features...



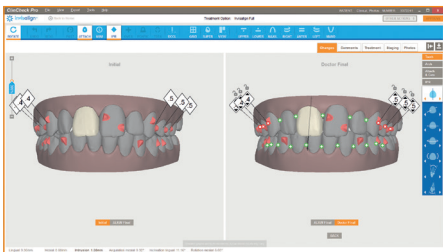
## Photos.

New Photos Tab is now available. Treatment photos and X-ray can be viewed simultaneously with the 3-D model of your patient's treatment plan.



## Occlusal contacts.

ClinCheck® Pro with 3-D Controls allows you to identify all inter-arch occlusal contacts, and resolve heavy occlusal contacts directly on the 3-D model.



## Dual view.

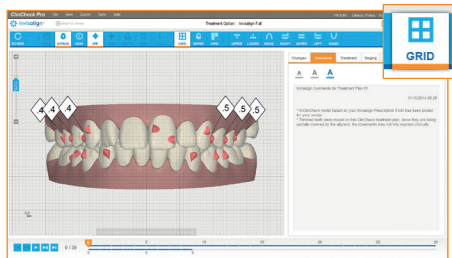
In dual view, modifications made using 3-D Controls may be compared side-by-side with the original set up from Align or initial malocclusion. You can also use dual view when typing comments.

Bolton Analysis	
	Upper
Mandibular Incisor 2-3	9.20 mm
Mandibular Incisor 6-8	2.33 mm
Upper Right	
OCCL 0	0.00 mm
OCCL 1	0.11 mm
OCCL 2	0.45 mm
OCCL 3	1.14 mm
OCCL 4	1.71 mm
OCCL 5	6.50 mm
OCCL 6	10.58 mm
Upper Left	
OCCL 0	0.00 mm
OCCL 1	0.11 mm
OCCL 2	0.13 mm
OCCL 3	0.29 mm
OCCL 4	7.00 mm
OCCL 5	6.49 mm
OCCL 6	10.72 mm
Lower Right	
OCCL 0	0.43 mm
OCCL 1	0.78 mm
OCCL 2	0.45 mm
OCCL 3	7.16 mm
OCCL 4	7.00 mm
OCCL 5	11.00 mm
OCCL 6	11.64 mm
Lower Left	
OCCL 0	0.43 mm
OCCL 1	0.72 mm
OCCL 2	0.49 mm
OCCL 3	7.43 mm
OCCL 4	7.20 mm
OCCL 5	11.51 mm
OCCL 6	11.61 mm

## Bolton Analysis.

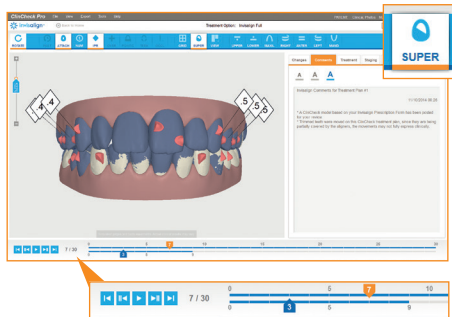
The new Bolton Analysis tool provides reference information pertaining to tooth size discrepancy that is useful for planning how to address tooth interdigtation and arch coordination.

...and **improved** features to help you achieve even better clinical results.



### Grid.

You can now position the 3-D model on the grid to measure linear tooth movements. The improved grid provides more precise control to measure what you need on the 3-D model.



### Superimposition.

With improved Superimposition you can now superimpose tooth position at any stage in relation to tooth position at any other stage, and control which stage is blue and which stage is white for a better visualisation between stages.

**Get started now** with ClinCheck Pro with 3-D Controls and experience more precise control to help you achieve your treatment goals.

To learn more visit our website:

**[invisalign.co.uk/clincheckpro](http://invisalign.co.uk/clincheckpro)**

Please be aware that, if you have Windows XP as the operating system on your computer, the experience may not be optimal, especially when using the 3-D Controls palette. Moreover, Windows XP is not supported anymore by Microsoft, potentially exposing your computer to security risks and performance issues overall. We recommend upgrading your computer to match at least the minimum requirements stated for ClinCheck Pro, and ideally to match the optimal requirements. Please check the minimum and optimal requirements for ClinCheck Pro in the Support tab of your Invisalign Doctor Site (IDS).

Align Technology BV

Arlandaweg 161,  
1043 HS Amsterdam  
The Netherlands

UK: 0800 91 71 643

Other (English): +44 (0)20 586 3615

[www.invisalign.co.uk](http://www.invisalign.co.uk)

© 2015 Align Technology (BV). All Rights Reserved.

Invisalign®, ClinCheck® and SmartTrack®, among others, are trademarks and/or service marks of Align Technology, Inc. or one of its subsidiaries or affiliated companies and may be registered in the U.S. and/or other countries.

B10130-00 Rev A

